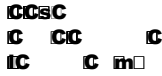


### Certificate of Analysis

**Cannaūms**



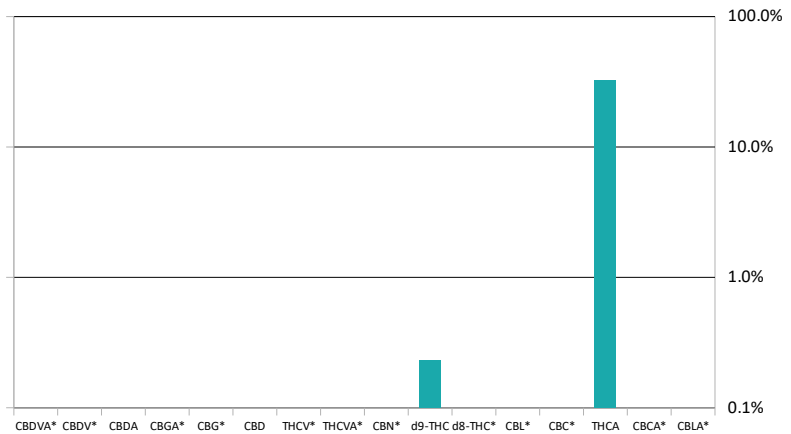
Manifest ID # N/A  
 Client External ID # N/A  
 Category: HarvestedMaterial  
 Sample Type: Flower Lot  
 Sample Name: Pink Slushi

Analysis: Non-Mandatory  
 Lab Sample ID # CA24091301-10  
 Lab License # 8188925639  
 Received: 09/13/2024 by BM  
 Completed: 09/14/2024 by JP

0.24%	N	N	%
Total <del>THC</del>	Total CBD	<del>0.51%</del> Total Cannabinoids	Total THCA

**Potency Profile**


Analyte	% by Mass	Mass (mg/g)
CBDVA*	ND	ND
CBDV*	ND	ND
CBDA	ND	ND
CBGA*	ND	ND
CBG*	ND	ND
CBD	ND	ND
THCV*	ND	ND
THCVA*	ND	ND
CBN*	ND	ND
d9-THC	<b>0.2 %</b>	<b>2.</b>
d8-THC*	ND	ND
CBL*	ND	ND
CBC*	ND	ND
THCA	<b>1.1%</b>	<b>7.7</b>
CBCA*	ND	ND
CBLA*	ND	ND
<b>TOTALS</b>	<b>1.3%</b>	<b>7.7</b>



\*Denotes cannabinoids outside of Capitol Analysis' accreditation per WAC 314-55-102



IHE = Insect fragment, Hair or Excreta; LOQ = Limit of Quantitation, LOD = Limit of Detection, ND = Not Detected, N/A = Not Applicable, MDL = Minimum Detection Level, MRL = Mandatory Reporting Limit, Trace = <LOQ or <MRL but >LOD or >MDL  
 The reported results are based on a sample weight with the applicable moisture content for that sample included; Unless otherwise stated, all quality control samples performed within specifications established by the Laboratory.

  
 A.J. Quetal, Lab Director



This product has been tested by Capitol Analysis using valid testing methodologies and a quality system as required by state law. Values reported relate only to the product tested. Capitol Analysis makes no claims as to the efficacy, safety or other risks associated with any detected or non-detected levels of any compounds reported herein. This Certificate shall not be reproduced except in full, without the written approval of Capitol Analysis. Sample was not collected by Capitol Analysis. Therefore, Capitol Analysis makes no claims that the sample is representative. Method Info: Potency determined by HPLC-UV per INT12G06v4.2 June 2023; Residual Solvents determined by GC-MS, per INT12GV3, June 2023; Terpenes determined by GC-FID per INT12G15V2.5, June 30, 2023; Water Activity determined by chilled mirror dew point per INT12g16v3.1 June 2023; Microbial (bacteria) determined by isothermal DNA amplification with bio-luminescence detection (3M MDS) and Petrifilm™ EB per INT12G11v6, INT12G12v6, and INT 12G13v6 June 2023; Mycotoxins determined per competitive ELISA and optical detection INT12G14V3 June 2023; Foreign Matter determined by visual inspection with stereo zoom microscope, INT12g01v3.1 June 2023. Pesticides determined by GC-ECD and UHPLC-DAD per INT12G18v2.3 June 2023